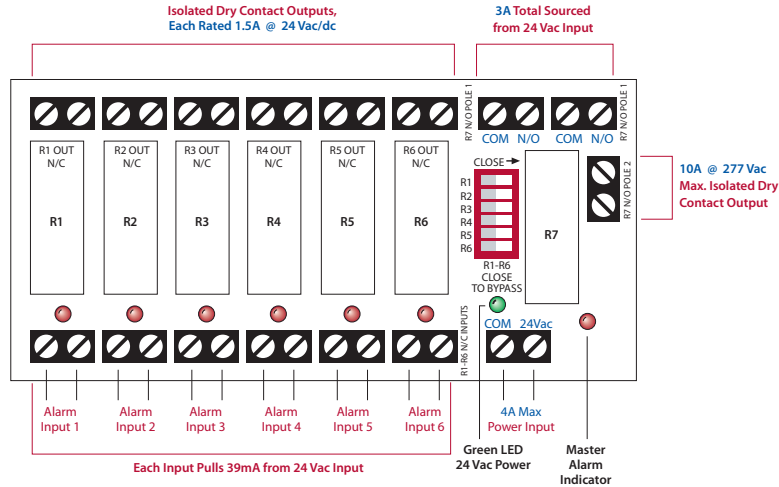


RIBMNLB-6/-4/-2


2.75" Track Mount AHU Fan Safety Alarm and General Purpose Logic Circuit, 24 Vac Power Input

RIBLB-6/-4/-2

Enclosed AHU Fan Safety Alarm and General Purpose Logic Circuit, 24 Vac Power Input



Fan Safety Alarm Circuits



Specifications

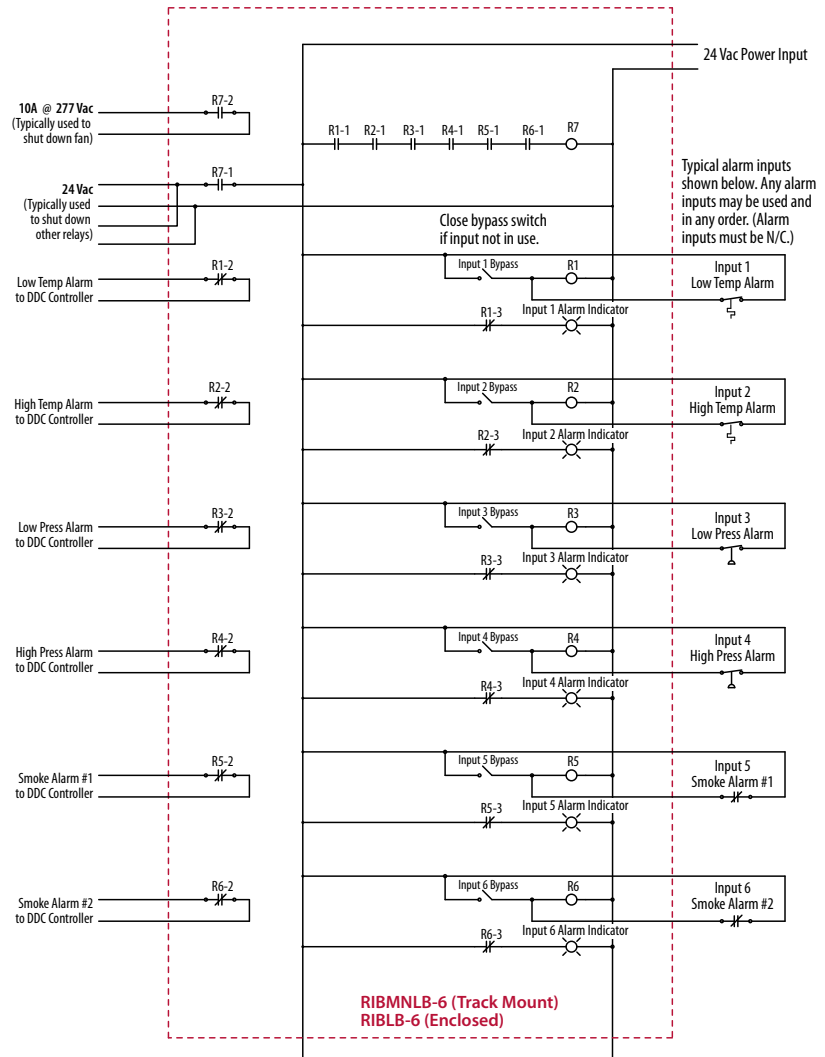
Expected Relay Life: 10 million cycles minimum mechanical
Operating Temperature: -30 to 140° F
Humidity Range: 5 to 95% (noncondensing)
Operate Time: 8mS
Power Input: 4 Amp @ 24 Vac; 50-60 Hz
Alarm Status: LED On = Activated
Dimensions: 6.000" x 2.750" x 1.750" (RIBMNLB-6)
 4.740" x 2.750" x 1.750" (RIBMNLB-4)
 3.200" x 2.750" x 1.750" (RIBMNLB-2)
 4.28" x 7.00" x 2.00" with .75" NPT Nipple (RIBLB-6/-4/-2)
Track Mount: MT212-6 Mounting Track Provided
Approvals: UL Listed, UL916, UL864, C-UL, CE, RoHS
Housing Rating: UL Listed, NEMA 1, C-UL, CE Approved, UL Accepted for Use in Plenum, Also available NEMA 4 / 4X
Gold Flash: No
Override Switch: No

Notes:

- RIBMNLB-6 and RIBLB-6 shown above.
- RIBMNLB-4 and RIBLB-4 have four Alarm Inputs and one Master Alarm.
- RIBMNLB-2 and RIBLB-2 have two Alarm Inputs and one Master Alarm.

Models RIBMNLB-6, RIBMNLB-4, and RIBMNLB-2; and RIBLB-6, RIBLB-4, and RIBLB-2 are simply devices that combine a common relay-logic function into a small, easy-to-install, and less expensive form.

A master relay will open if any one of the normally-closed (N/C) inputs open. There are six, four, or two inputs depending on the model chosen. LED status of all inputs, the master relay, and power input is provided. Bypass of un-used inputs is also provided. The RIBMNLB series is provided with mounting track for mounting in user-provided electrical enclosures. The RIBLB series is enclosed in a NEMA-1, 4" x 7" enclosure with a clear lid to allow viewing of the status LEDs. The master relay has three general-purpose outputs: two 24 Vac output terminals and one dry-contact output rated up to 10 Amp @ 277 Vac (terminals on RIBMNLB series, wires on RIBLB series.) The most common application is an Air Handling Unit (AHU) fan-safety-shutdown where the master relay is used to shutdown the fan. Contact closure outputs are provided so that a DDC controller can determine the cause of a shutdown.



Selection Guide		
Model#	Inputs	
RIBMNLB-6	6	MT212 Mounting Track
RIBMNLB-4	4	MT212 Mounting Track
RIBMNLB-2	2	MT212 Mounting Track
RIBLB-6	6	PE6020 Enclosure
RIBLB-4	4	PE6020 Enclosure
RIBLB-2	2	PE6020 Enclosure